



ClickitUp Balcony

Product type Height adjustable glass balustrade
Location Balcony



Description

Height adjustable glass balustrade

Safety

ClickitUp[®] is tested according to EN 12600:2002. CE marked as per the machinery directive

Manufacturing method

Structural glazing is used to fit the glass to the aluminium posts

Drive mechanism

The system employs semi-automatic gas strut technology that balances the movable section

Baseplate mounts

Baseplate mounts are available as single, double and corner variants.

Cover caps

Cover caps are available as single, double and corner variants.

Material

Glass, aluminium and stainless steel

Glass fixed section/Glass movable section

Toughened glass 8,76 mm/Toughened glass 6 mm

Height lowered balustrade/ Height raised position

1100 mm/1900 mm or 1200 mm/2000 mm

Width measurement straight section

max 1800 mm

Surface treatment

Natural anodised as standard. As an option at an additional charge, black anodised or powder coated in a RAL colour


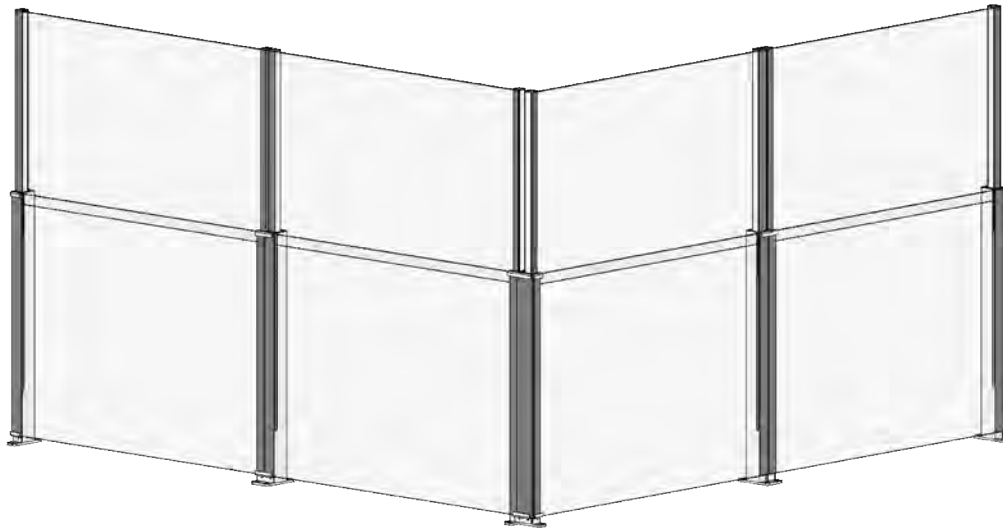
Sound value

An installed ClickitUp[®] in the raised position has a sound dampening effect

Assembly

ClickitUp[®] sections are delivered ready-assembled. Sections are linked together during installation to form a system with the help of double cover caps and double baseplate mounts

ClickitUpBalcony



ClickitUp[®]
by ErgoSafe[®]